

NCAP

NATIONAL CARDIAC AUDIT PROGRAMME



NICOR

National Congenital Heart Disease Audit (NCHDA)



Interim Report 2026
Including data to 30th September 2025





Number of procedures

Total submissions (Quarterly)

Quarterly Countable procedures by age

Quarterly Countable procedures by type

Quarterly Countable procedures by hospital detail

Monthly countable procedures by type

Monthly countable procedures by age group

Hospital Names and Codes

Data submissions for Q1 and Q2 2025/26 are incomplete



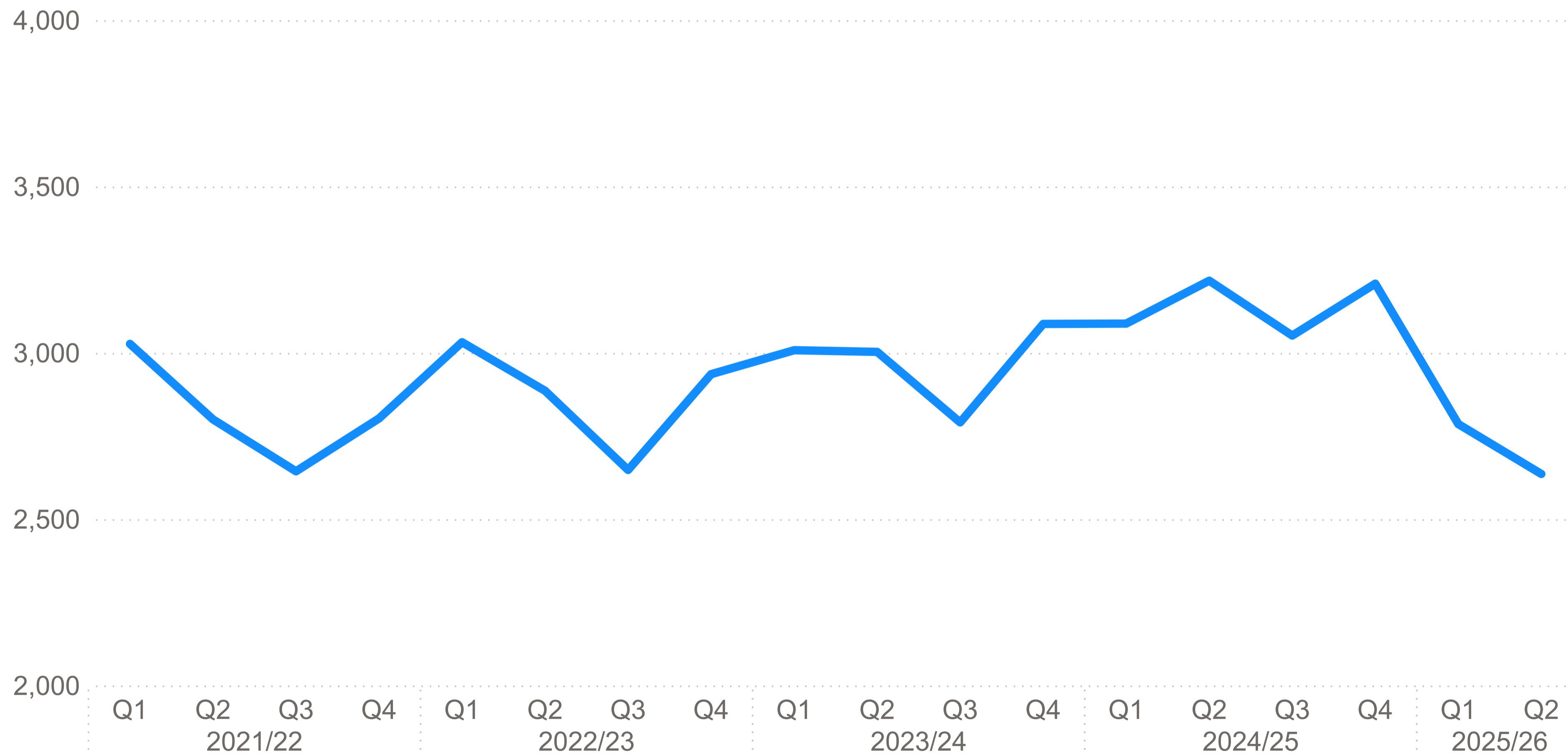
Overall activity is presented for each quarter for financial years 2021/22 to 2025/26.

Q1 and Q2 data for 2025/26 includes submissions received from April to September 2025 inclusive.

Data are included to the end of Q2 2025/26. Total submissions increased in 2024/25 compared to 2023/24 but numbers submitted in 2025/26 are lower than expected (representing 43% of the previous full financial year, and only 57% of the submissions received in Q1/Q2 in 2024/25). The drop in activity seen in Q1 and Q2 2025/26 activity is because some centres have not submitted their data within the requested timeframe.

Specific details for each centre are available in slide 6 (Quarterly countable procedures by hospital).

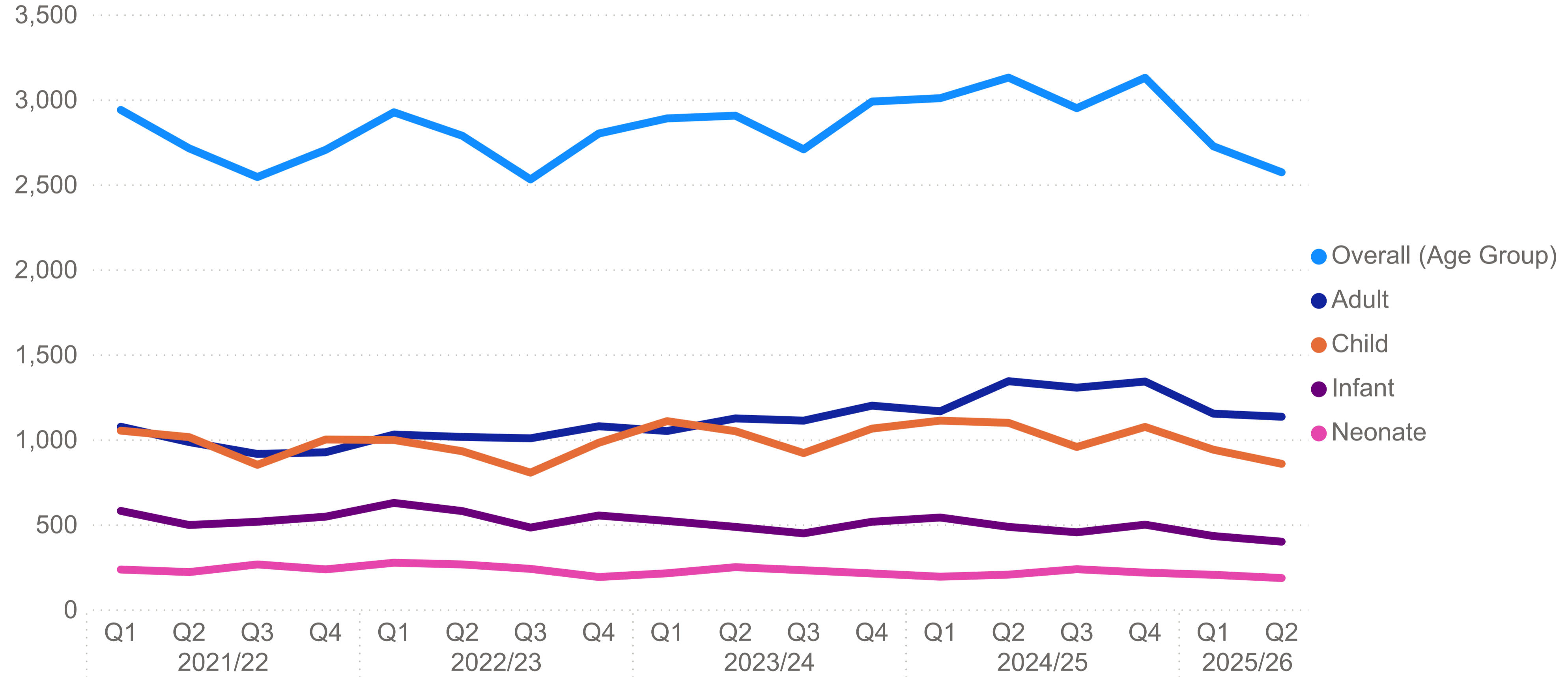
CHD procedure submissions in NHS hospitals, by financial year quarters (up to September 2025)



CHD procedure submissions in Q1 and Q2 2025/26 are lower than expected for all age groups



CHD procedure submissions by age group, by financial year quarters (up to September 2025)



Q1 and Q2 activity in 2025/26 includes data submissions from April to September 2025 inclusive.

The drop in activity in Q1 and Q2 2025/26 is because some centres have not submitted their data within the requested timeframe.

Select a hospital below to see its data.

Hospital

CHD procedure submissions for percutaneous interventions for Q1 and Q2 2025/26 are much lower than expected



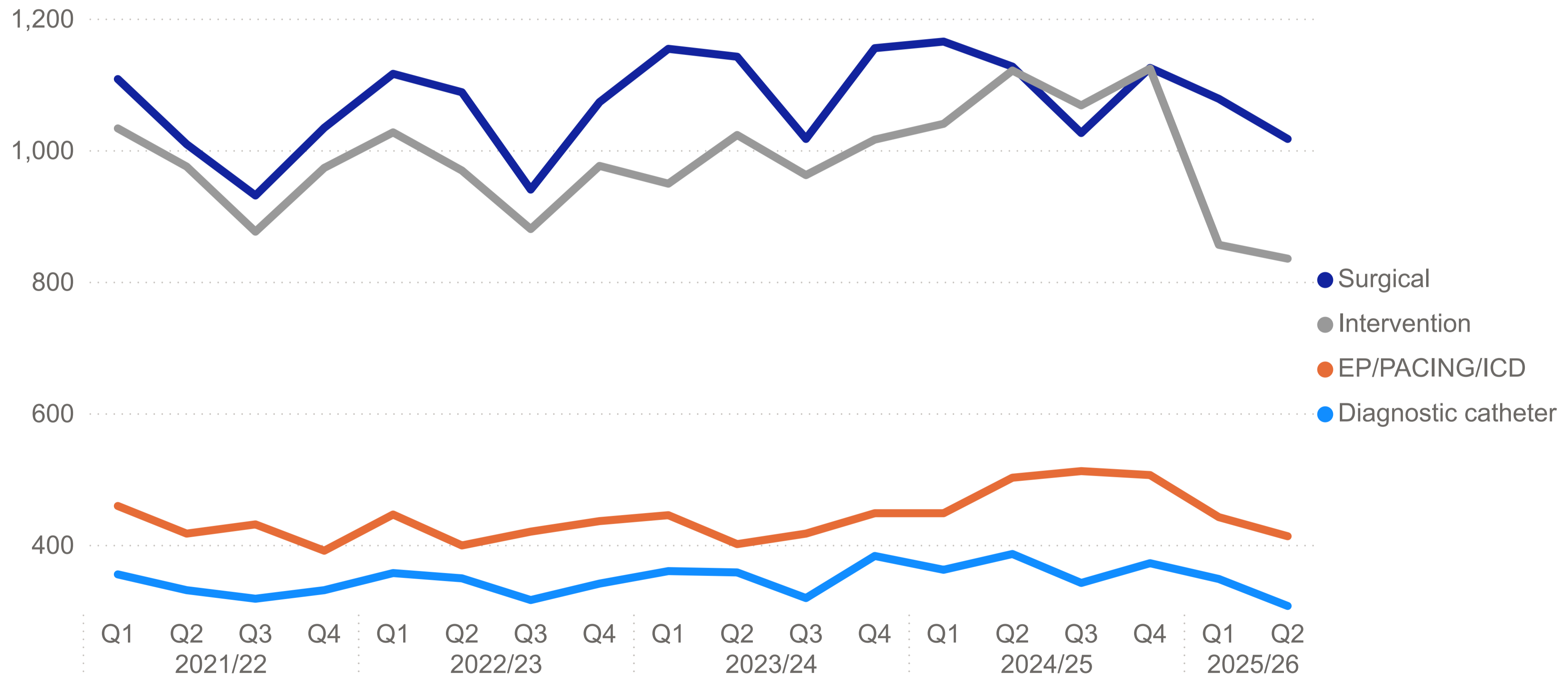
Q1 and Q2 activity in 2025/26 includes data submissions from April to September 2025 inclusive.

The drop in activity in Q1 and Q2 2025/26 is because some centres have not submitted their data within the requested timeframe.

Hospitals should provide frequent and complete submissions to the audit. Hospitals should download their activity more frequently for all procedure types, but especially for percutaneous interventions.

Select a hospital below to see its data.

CHD procedures by procedure type, by financial year quarters (up to September 2025)



Hospital

CHD procedures by hospital, quarterly from Q1, 2012 to Q2 in 2025/26



2724

Quarter Total

1078

Surgical

856

Intervention

442

EP/PACING/ICD

348

Diagnostic Catheter

↓10%

Change on the same quarter previous year

Financial Year

2025/26

Quarter

Q1

Hospital

All

Age Group

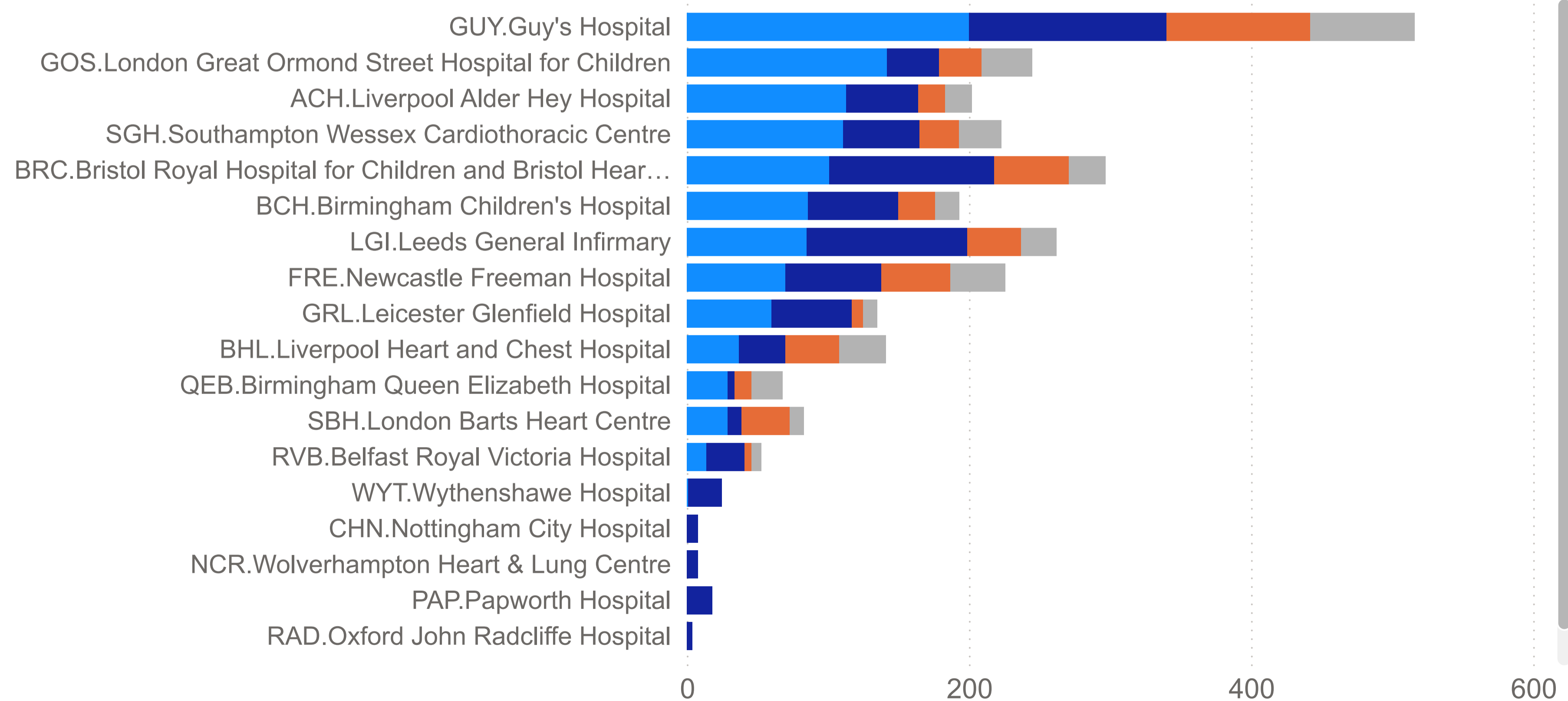
All

Procedure Type

All

CHD procedures by category by hospital

● Surgical ● Intervention ● EP/PACING/ICD ● Diagnostic Catheter



Data are included to the end of Q2 2025/26 but are incomplete for Q1 and Q2 2025/26 as some centres have not submitted their data within the requested timelines.

Submissions to the audit for interventional procedures have been much lower than expected for each month of the 2025/26 financial year

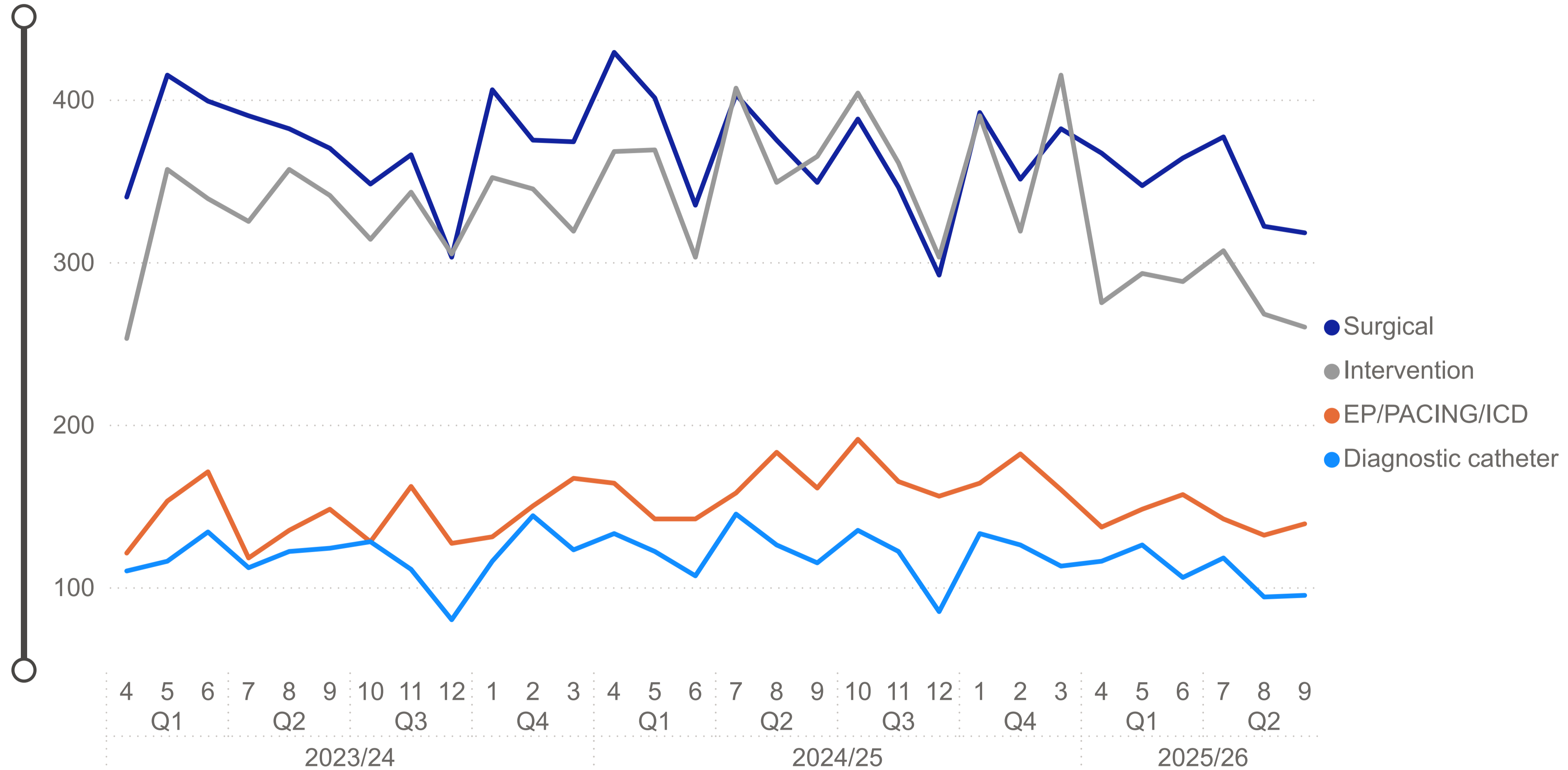


Monthly CHD procedures by category (up to September 2025)

CHD monthly procedure submissions by procedure type show some monthly variation.

The drop in activity in Q1 and Q2 2025/26 is because some centres have not submitted their data within the requested timeframe.

Select a hospital below to see its data.



Hospital

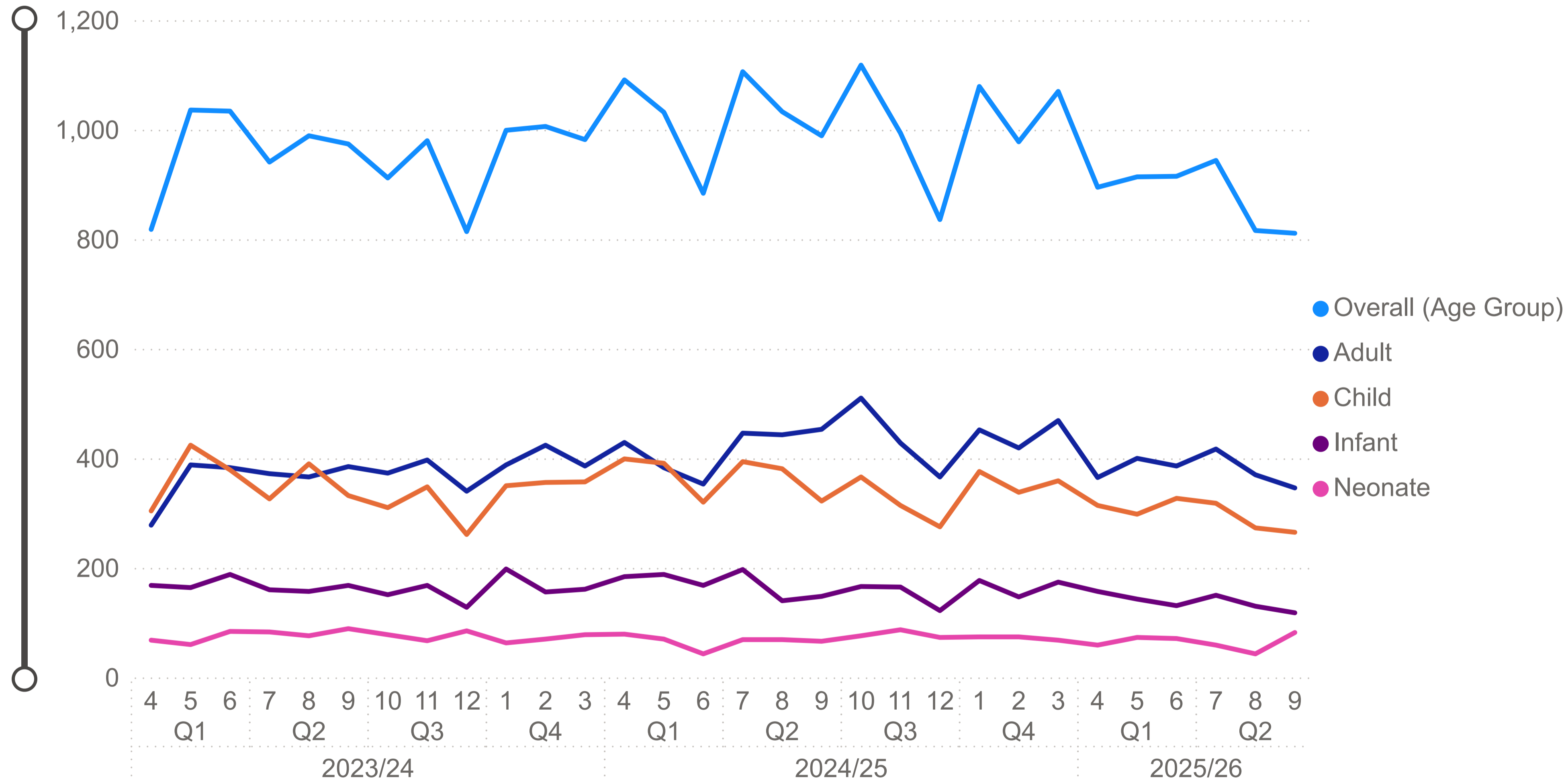


Monthly CHD procedures by age group (up to September 2025)

CHD monthly procedure submissions by age group show considerable monthly variation.

The drop in activity in Q1 and Q2 2025/26 is because some centres have not submitted their data within the requested timeframe.

Select a hospital below to see its data.





Paediatric or Mixed Centres

BCH	Birmingham Children's Hospital
BRC	Bristol Royal Hospital
GUY	London Evelina London Children's Hospital
LGI	Leeds General Infirmary
GRL	Leicester Glenfield Hospital
ACH	Liverpool Alder Hey Hospital
GOS	London Great Ormond Street Hospital for Children
NHB	London Royal Brompton Hospital
UCL	London University College Hospital
FRE	Newcastle Freeman Hospital
SGH	Southampton Wessex Cardiothoracic Centre
OLS	Dublin Our Lady's Children's Hospital

Adult CHD Centres

BHL	Liverpool Heart and Chest Hospital
MRI	Manchester Royal Infirmary
QEB	Birmingham Queen Elizabeth Hospital
SBH	London Barts Heart Centre
RVB	Belfast Royal Victoria Hospital

Other Centres

AHM	Manchester BMI Alexandra Hospital
BAS	Basildon Essex Cardiothoracic Centre
CHN	Nottingham City Hospital
GEO	London St George's Hospital
HAM	London Hammersmith Hospital
KCH	London King's College Hospital
MOR	Swansea Morriston Hospital
NCR	Wolverhampton Heart & Lung Centre
NGS	Sheffield Northern General Hospital
PAP	Papworth Hospital
RAD	Oxford John Radcliffe Hospital
RSC	Brighton Royal Sussex County Hospital
STM	London St Marys Hospital Paddington
STO	Stoke University Hospital of North Staffordshire
UHW	Cardiff University Hospital of Wales
VIC	Blackpool Victoria Hospital
WAL	University Hospital Coventry
WYT	Wythenshawe Hospital