

National Cardiac Audit Programme (NCAP)

Appendix to National Congenital Heart Disease Audit (NCHDA) Report 2025





Activity

Monthly activity trends (countable procedures)
by procedure type

NCHDA Monthly Activity Trends (Age Group)

NCHDA Specific Procedures

Dual Consultant Operator

Live Births vs CHD Procedures

Outcome

Specific Procedure Funnel Plots

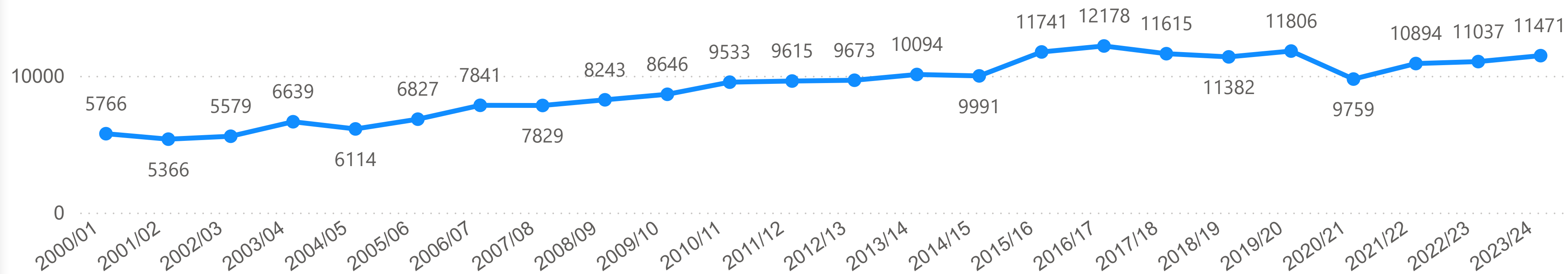
Antenatal Diagnosis Rates by ICB

Data Quality Index (DQI)

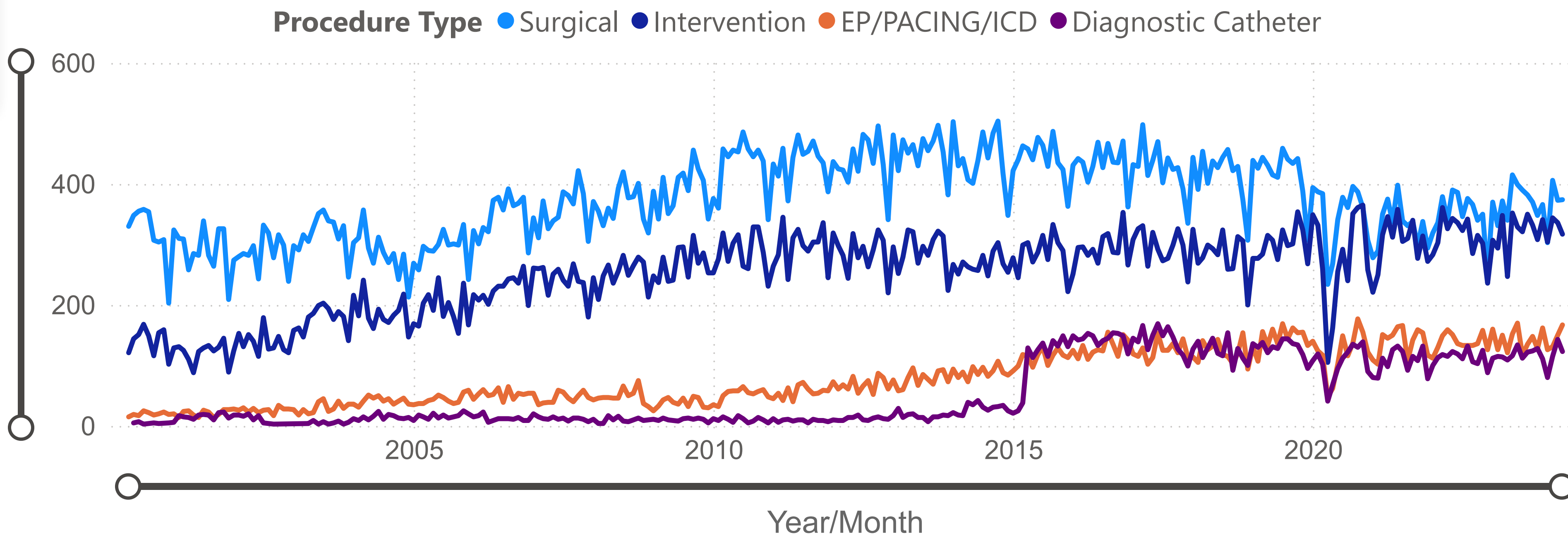
Monthly activity trends (countable procedures) by procedure type



Yearly Countable Procedures



Monthly Activity by Procedure Type



Procedure Type

- Select all
- Diagnostic Catheter
- EP/PACING/ICD
- Intervention
- Surgical

Hospital

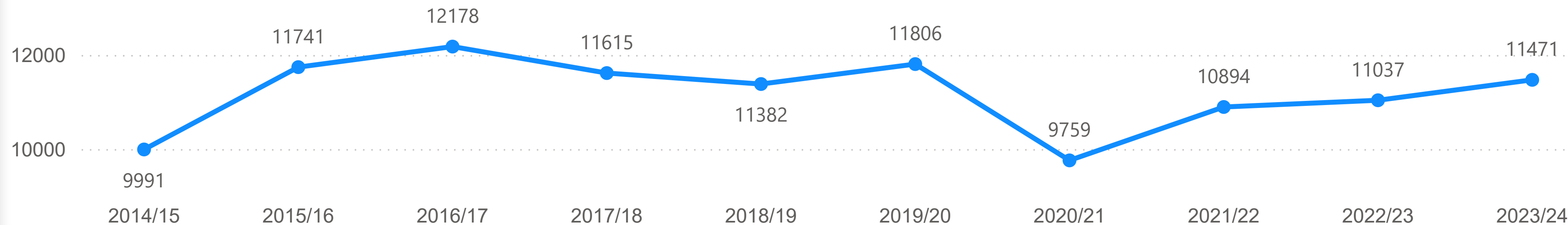
All

Note: Diagnostic catheter data was collected from most centres from 2015/16 onwards. The data collected before 2015/16 is therefore incomplete.

Monthly activity trends (countable procedures) by age group

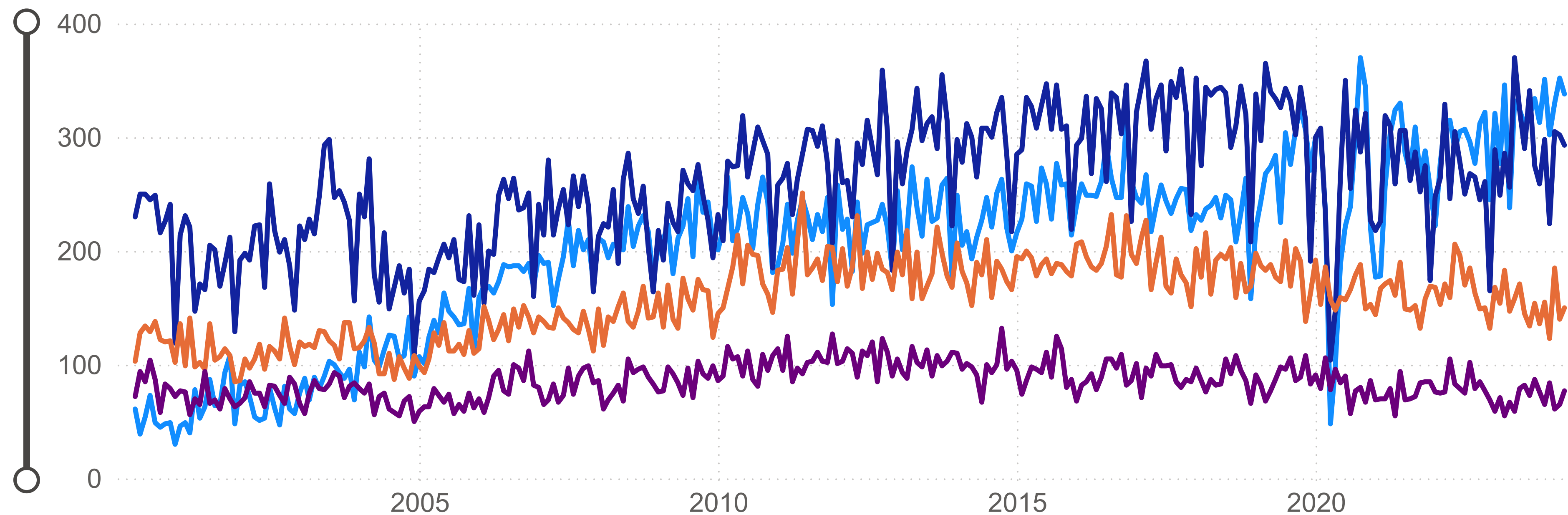


Yearly Countable Procedures



Monthly Activity (Age Group)

Age group ● Adult ● Child ● Infant ● Neonate



Year

→ [Main Report](#) → [Contents page](#)

Age Group

- Select all
- adult
- child
- infant
- neonate

Hospital

- Select all
- ACH. Liverpool Alder Hey Hospital
- AHM. Manchester BMI Alexandra ...
- BAS. Basildon Essex Cardiothoraci...
- BCH. Birmingham Children's Hosp...
- BHL. Liverpool Heart and Chest H...
- BRC. Bristol Royal Hospital for Chil...
- CHN. Nottingham City Hospital
- FRE. Newcastle Freeman Hospital
- GEO. London St George's Hospital
- GOS. London Great Ormond Stree...
- GRL. Leicester Glenfield Hospital

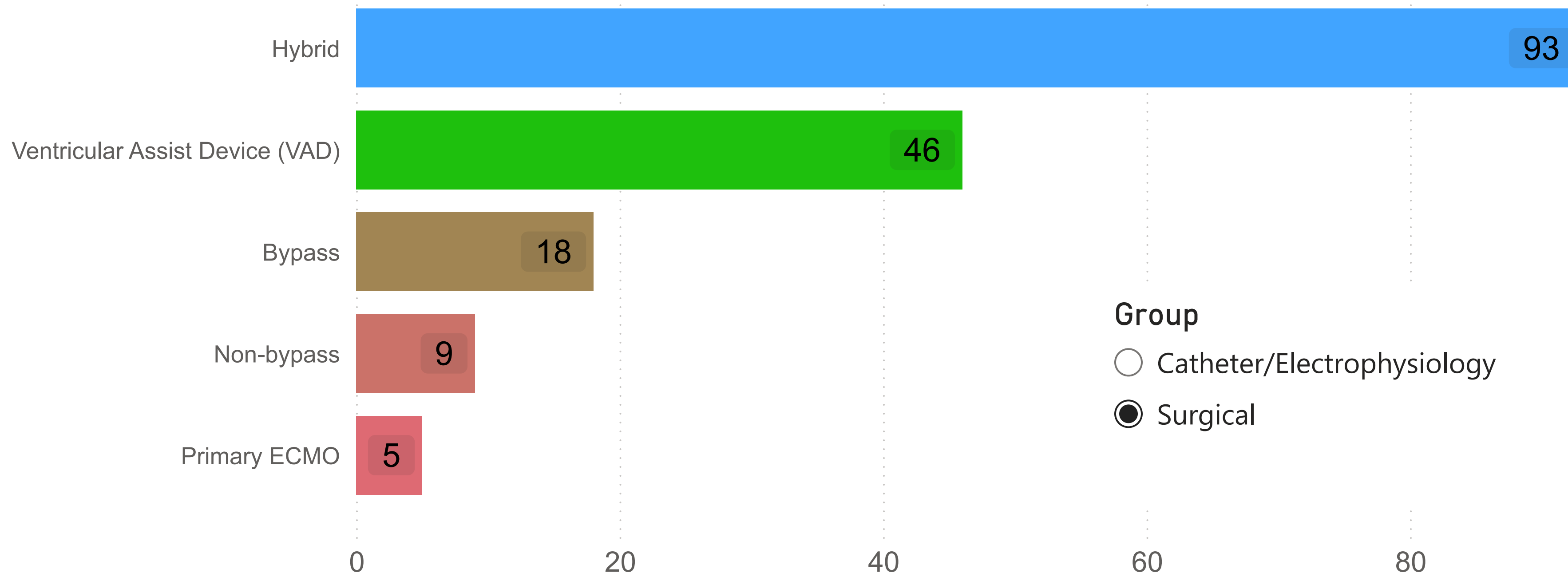
Dual consultant operator procedures in 2023/24



750
Dual consultant operators

4428
Countable Procedures

17%
Percent



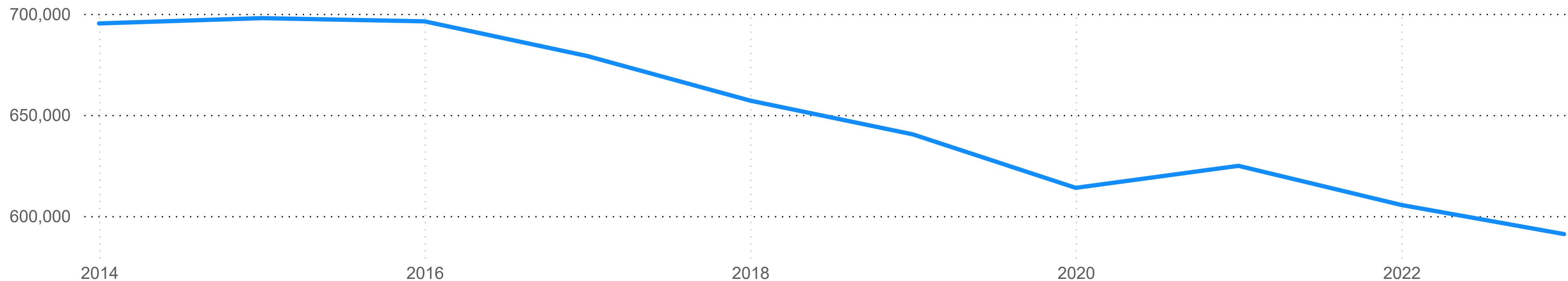
Group
 Catheter/Electrophysiology
 Surgical

Note: Hybrid procedures require input by both a consultant surgeon and consultant catheter interventionist due to case or procedure complexity, such as atypical coronary anatomy when undertaking an arterial switch procedure, or with transcatheter valve implantation. The reason for this discrepancy is likely to be a data entry error: either the procedure has been misclassified as hybrid or the procedure did not involve a consultant cardiologist but rather just a highly trained junior doctor. Going forwards the NCHDA will ensure this discrepancy is addressed by the centres at the time of data entry, such that the software brings up an alert in this scenario

Group	Procedure Type	Countable Procedure	Dual consultant operator	Percent
Surgical	Bypass	3576	634	17.7%
Surgical	Non-bypass	723	66	9.1%
Surgical	Primary ECMO	73	4	5.5%
Surgical	Hybrid	43	40	93.0%
Surgical	Ventricular Assist Device (VAD)	13	6	46.2%

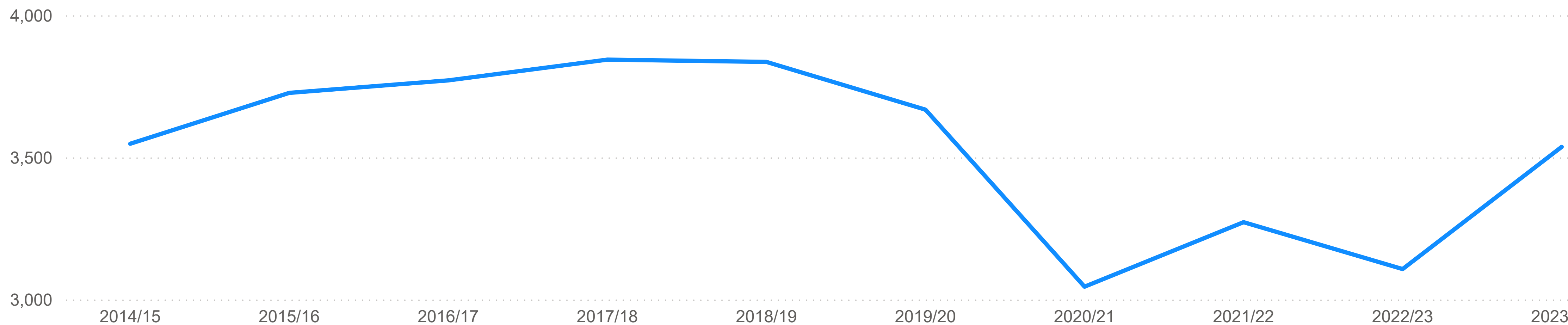


Number of Live Births by Year



Source: [Births in England and Wales from the Office for National Statistics](#)

Paediatric Yearly Countable Procedures



Specific procedure activity over 12 years



Specific Procedure

Procedures

Hospital

All ▼

Age Group

Select all

adult

child

infant

NA

neonate

Year/Month

Select all

2000/01

2001/02

2002/03

2003/04

Specific Procedure	2014/15	2015/16	2016/17	2017/18	2018/19	2019/20
Anomalous coronary artery origin or course (eg ALCAPA) repair	16	14	29	38	27	25
Aortic root replacement (non-Ross)	97	98	93	96	97	97
Aortic valve repair	70	93	88	55	70	41
Aortic valve replacement (non-Ross)	148	137	145	121	137	190
Aortopulmonary (AP) window repair	07	11	12	06	11	12
Arterial switch and aorta arch repair	24	20	17	17	12	18
Arterial switch and ventricular septal defect (VSD) repair	46	42	48	46	41	30
Arterial switch procedure	100	129	122	114	117	110
Atrial septal defect (ASD) closure - surgical	267	244	257	239	229	236
Atrioventricular septal defect (AVSD) & Tetralogy of Fallot repair	10	17	10	11	13	08
Balloon atrial septostomy by pull back	130	155	133	137	122	110
Balloon dilation and/or stenting of pulmonary vein	18	19	27	42	22	33
Balloon dilation of aortic re-coarctation	81	68	85	69	56	76
Balloon dilation of aortic valve	99	97	107	77	107	85
Balloon dilation of native aortic coarctation-hypoplasia	27	31	33	20	24	25
Total	8854	10548	10922	10305	10085	10424

Specific procedure funnel plots in 2021/22 to 2023/24



Procedure Type

- Electrophysiology
- Surgical
- Transcatheter

Specific Procedure

- Select all
- Anomalous coronary artery origin or c...
- Aortic root replacement (non-Ross)
- Aortic valve repair
- Aortic valve replacement (non-Ross)
- Aortopulmonary (AP) window repair
- Arterial switch and aorta arch repair

Age Group

- Paediatric
- Adult



- National Average
- 97.7 % Alert Limit
- 99.86 % Alarm Limit

ProcedureType	Hospital Code	Hospital Name	Specific Procedure	Number of Procedures	Survival
Surgical	BCH	Birmingham Children's Hospital	mitral_valve_replacement	13	100.00
Surgical	BRC	Bristol Royal Hospital For Children	mitral_valve_replacement	11	90.91
Surgical	OLS	Dublin Our Lady's Children's Hospital	mitral_valve_replacement	3	100.00
Surgical	LGI	Leeds General Infirmary	mitral_valve_replacement	8	87.50
Surgical	GRL	Leicester Glenfield Hospital	mitral_valve_replacement	5	100.00
Surgical	ACH	Liverpool Alder Hey Hospital	mitral_valve_replacement	13	100.00
Surgical	GUY	London Evelina London Children's	mitral_valve_replacement	17	94.12

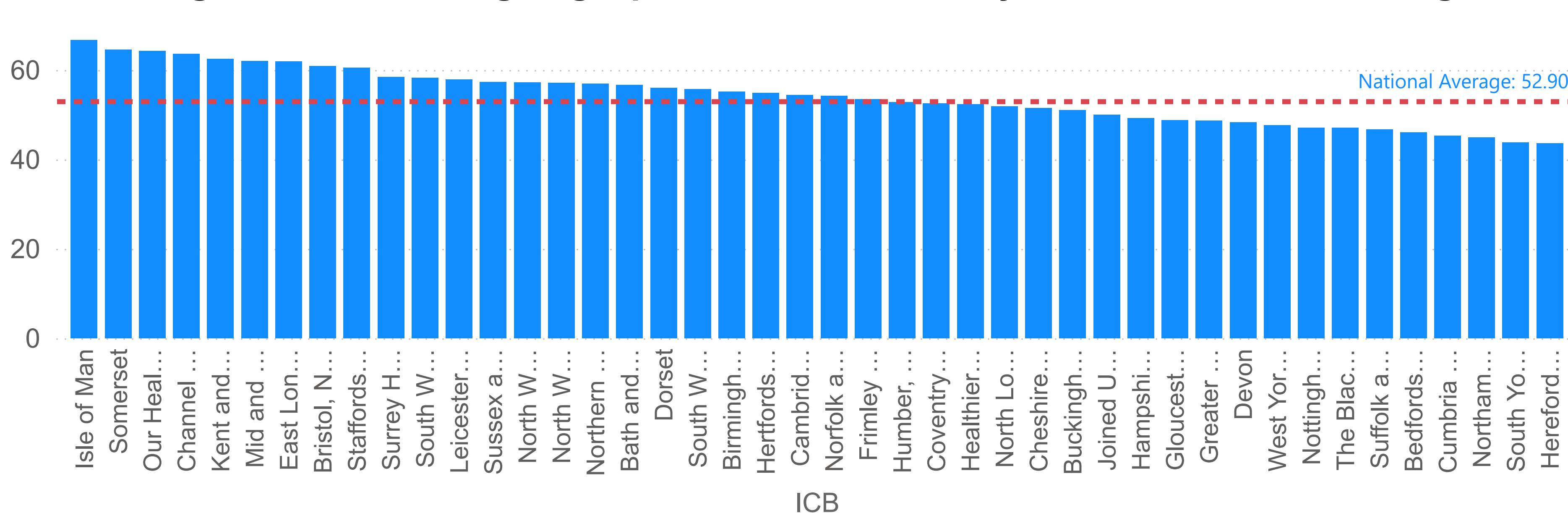


Antenatal diagnosis rates by Integrated Care Board (ICB) in 2023/24



- Lesion**
- Complete atrioventricular septa...
 - Hypoplastic left heart syndrom...
 - Overall Diagnosis
 - Tetralogy of Fallot
 - Transposition of the great arteri...

Percentage of cases undergoing a procedure in the first year with an antenatal diagnosis



Note: 'Overall Diagnosis' means for all infants requiring a procedure in the first year of life. It includes all 4 lesions combined if not specified.

Lesion	ICB	ICB Name	Numbers diagnosed	Percent
Overall	Channel Islands	Channel Islands	7	63.60
Overall	Isle of Man	Isle of Man	2	66.70
Overall	North Wales	North Wales	28	57.10
Overall	Northern Ireland	Northern Ireland	89	57.00
Overall	QE1	Healthier Lancashire and South Cumbria	65	52.40
Overall	QF7	South Yorkshire and Bassetlaw	60	43.80
Overall	QGH	Herefordshire and Worcestershire	24	43.60



Hospital Type

Adult Only

Paediatric/Mixed

Year

2023/24

The table shows the coloured Data Quality Indicator (DQI) for participating paediatric and mixed paediatric-adult centres. Centres that score more than 98% overall are of an extremely high standard, green is good, amber is acceptable, and red is a cause for concern. If a centre has not submitted data to NCHDA, the centre will not show up in the data table for that financial year.

Overall DQI scores remain very good.

It is recommended that each Level 1 provider of congenital cardiac services meets the recommended staffing levels specified in the NHS England New CHD Review 2016/17.

Hospital Name	Hospital Code	Data Quality Index (%)	Year
Belfast Royal Victoria	RVB		2023/24
Birmingham Children's Hospital	BCH	99.60	2023/24
Bristol Royal Children's Hospital	BRC	99.75	2023/24
Dublin, Our Lady's Hospital	OLS	99.00	2023/24
Leeds General Infirmary	LGI	99.30	2023/24
Leicester Glenfield Hospital	GRL	96.75	2023/24
Liverpool Alder Hey Childrens Hospital	ACH	99.60	2023/24
London Evelina Childrens Hospital	GUY/GSTT	97.50	2023/24
London Great Ormond Street	GOS	99.40	2023/24
London Harley Street Clinic	HSC		2023/24
London Royal Brompton & Harefield	NHB		2023/24
Newcastle Freeman	FRE	99.60	2023/24
Southampton Wessex Cardiothoracic Centre	SGH	97.50	2023/24

Note: Belfast Royal Victoria (RVB) hospital became an ACHD centre in 2017/18;
 London Harley Street Clinic(HSC) has submitted no data since 2018/19;
 Manchester Royal Infirmary (MRI) service has transferred since 2017/18;
 Liverpool Heart & Chest Hospital (BHL) had no service from 2015/16 to 2017/18;
 London Royal Brompton(NHB) has merged with London Evelina to GUY/GSTT in 2022/23

	<90
	90 to <95
	95 to <98
	>=98