

Ablation Procedures 2018/19: 2-Year Reintervention Rates

Each ablation procedure during 2018/19 (irrespective of whether it was the patient's first) has been considered an index procedure and the patient followed for 730 days to determine whether that patient has undergone a further ablation of the same (or related) target.

Each patient can only be counted once as a re-intervention for each target. This is particularly important for AF ablations, when a minority of patients may undergo multiple procedures – this will only count as one patient, to avoid skewing of results. Procedures have only been counted if "Ablation performed?" has been entered as "Yes".

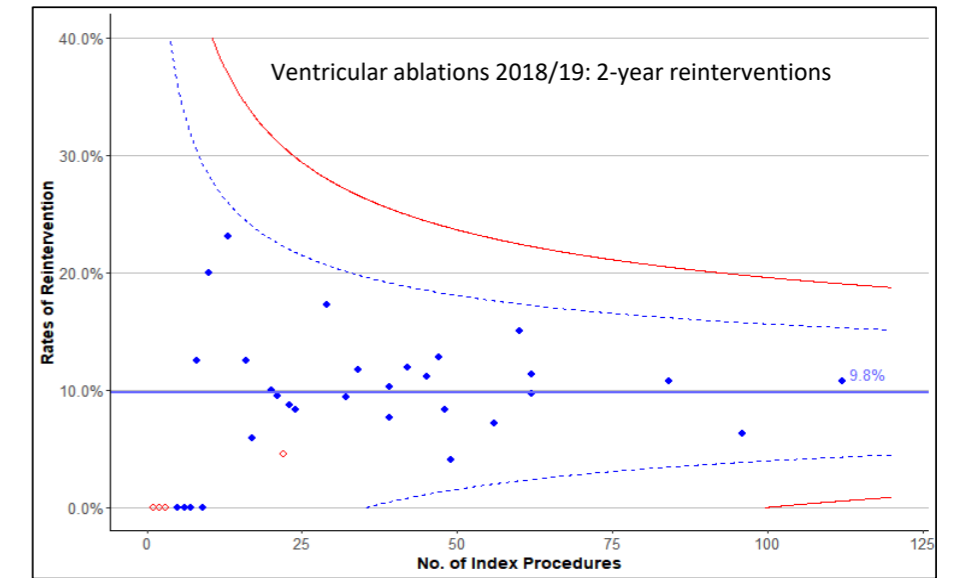
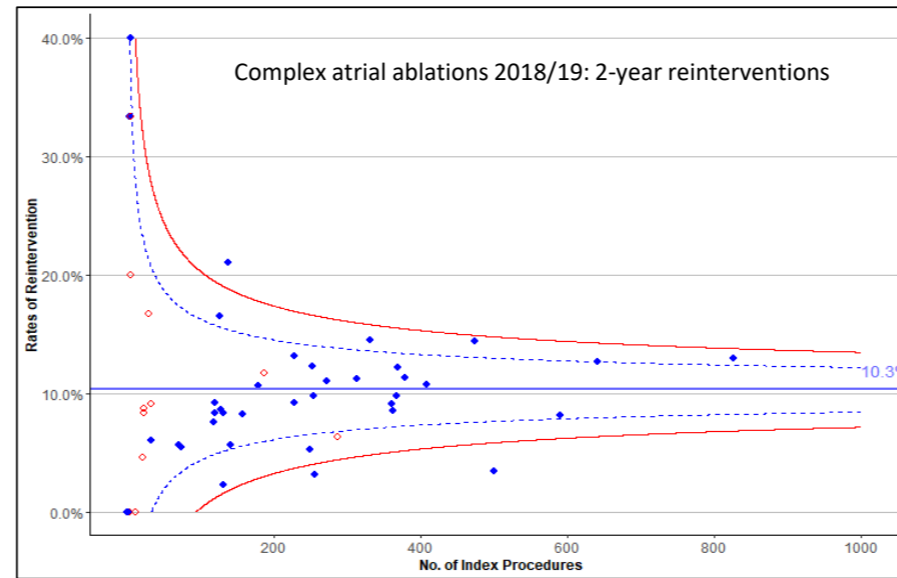
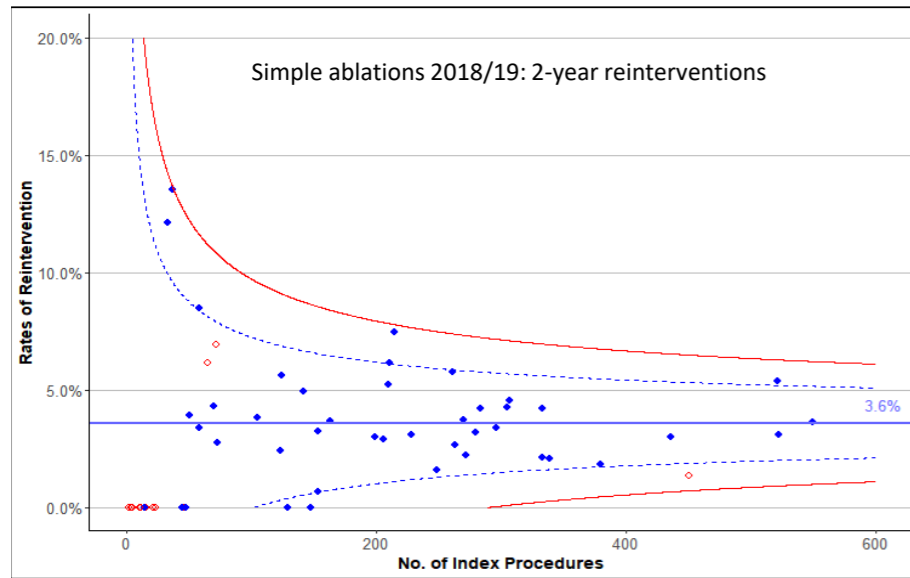
Reinterventions have been identified where either NHS No, or [Centre + Hosp. No], recur (the latter has been included in this year's audit to improve sensitivity). For each patient, only the first re-intervention has been counted.

"Tier 1" centres submitted >90% NHS Nos during both the index year (2018/19) and followup (2019/20): their reintervention rates are considered credible and are labelled with solid blue markers.

"Tier 2" centres did not achieve sufficient NHS No. submission for their reintervention rates to be credible (the true rates are likely to be significantly higher): they are therefore greyed out and represented as hollow red markers.

As ablation activity have been heavily affected by the effects of the COVID-19 pandemic, it is not appropriate to undertake "red-amber-green" rating of centres this year

In accordance with ONS guidance, exact data have been suppressed where case numbers are less than 3, to ensure anonymity of the patient data included in the reporting.



Hospital	Hosp code	Region	Category	NHS No. Completeness %			Tier	Simple ablations		Complex atrial ablations		Ventricular ablations	
				2018/19	2019/20	2020/21		No. of ablations	Reinterventions (%)	No. of ablations	Reinterventions (%)	No. of ablations	Reinterventions (%)
Alder Hey Hospital	ACH	England	Children's	100	100	100	1	33	12.12	3	33.33	0	0
Barts And The London	BAL	England	NHS Adult	99	99.1	99.5	1	522	3.07	826	12.95	130	8.46
Basildon Hospital	BAS	England	NHS Adult	100	100	99.3	1	206	2.91	179	10.61	10	20
Belfast City Hospital	BFT	N Ireland	NHS Adult	NA	NA	NA	1	0	0	0	0	0	0
Birmingham Children's Hospital	BCH	England	Children's	96.5	100	100	1	37	13.51	5	40	<3	50
Blackpool Victoria Hospital	VIC	England	NHS Adult	94.4	92.5	90.8	1	280	3.21	249	5.22	9	0
BMI The Alexandra Hospital	AHM	England	Private	9.1	0	NA	2	5	0	<3	0	0	0
BMI The Meriden Hospital	BMI	England	Private	5.9	2.5	NA	2	12	0	33	9.09	<3	0
BMI The Priory Hospital Birmingham	PHB	England	Private	0	0	0	2	11	0	30	16.67	3	0
Bristol Royal Hospital for Children	BRC	England	Children's	NA	NA	NA	1	0	0	0	0	0	0
Bristol Royal Infirmary	BRI	England	NHS Adult	99.2	99.6	99.8	1	305	4.26	228	13.16	47	12.77
Castle Hill Hospital	CHH	England	NHS Adult	100	99.8	NA	1	21	0	21	4.76	0	0
Conquest Hospital	CGH	England	NHS Adult	NA	NA	NA	1	0	0	0	0	0	0
Cromwell Hospital	CRO	England	Private	0	0	0	2	24	0	72	5.56	7	0
Derriford Hospital	PLY	England	NHS Adult	99.6	98.8	100	1	124	2.42	131	2.29	17	5.88

Hospital	Hosp code	Region	Category	2018/19	2019/20	2020/21	Tier	No. of ablations	Reinterventions (%)	No. of ablations	Reinterventions (%)	No. of ablations	Reinterventions (%)
Eastbourne District General Hospital	DGE	England	NHS Adult	99.8	99.8	100	1	215	7.44	228	9.21	20	10
Edinburgh Royal Infirmary	ERI	Scotland	NHS Adult	5.1	93	100	2	451	1.33	287	6.27	22	4.55
Edith Cavell Hospital	ECH	England	NHS Adult	NA	NA	NA	1	0	0	0	0	0	0
Exeter Heart	EXH	England	Private	1.3	62.2	76.5	2	46	0	22	4.55	<3	0
Freeman Hospital Newcastle	FRE	England	NHS Adult	98.6	99.3	99.5	1	249	1.61	367	9.81	45	11.11
Frimley Park Hospital	FRM	England	NHS Adult	100	100	100	1	125	5.6	3	33.33	0	0
Glenfield Hospital	GRL	England	NHS Adult	100	100	100	1	333	2.1	313	11.18	56	7.14
Golden Jubilee Hospital	GJH	Scotland	NHS Adult	100	100	NA	1	228	7.89	170	10	8	0
Great Ormond Street Hospital	GOS	England	Private	89.3	93.3	98.9	2	72	6.94	5	20	0	0
Harefield Hospital	HH	England	NHS Adult	99.7	98.8	100	1	148	0	409	10.76	48	8.33
Harley Street Clinic	HSC	England	Private	NA	NA	NA	1	0	0	0	0	0	0
Hospital of St Cross	RUG	England	NHS Adult	NA	100	100	1	0	0	0	0	0	0
John Radcliffe Hospital	RAD	England	NHS Adult	93.2	93.9	96.5	1	339	2.06	379	11.35	45	11.11
Kent Institute of Medicine And Surgery	KIM	England	Private	NA	NA	NA	1	0	0	0	0	0	0
Kings College Hospital	KCH	England	NHS Adult	98.7	99.1	96.2	1	210	5.24	158	8.23	42	11.9
Leeds General Infirmary	LGI	England	NHS Adult	99.9	100	99.8	1	307	4.56	331	14.5	60	15
Liverpool Heart & Chest Hospital	BHL	England	NHS Adult	99.7	99.9	100	1	549	3.64	591	8.12	84	10.71
London Bridge Hospital	LBH	England	Private	NA	NA	NA	1	0	0	0	0	0	0
Maidstone Hospital	MAI	England	NHS Adult	100	100	100	1	59	3.39	0	0	0	0
Manchester Royal Infirmary	MRI	England	NHS Adult	96.9	98.5	99.1	1	199	3.02	120	8.33	23	8.7
Morrison Hospital	MOR	Wales	NHS Adult	92	100	100	1	105	3.81	71	5.63	8	12.5
New Cross Hospital (Wolverhampton Heart Centre)	NCR	England	NHS Adult	100	100	100	1	163	3.68	141	5.67	29	17.24
Norfolk & Norwich University Hospital	NOR	England	NHS Adult	100	99.5	100	1	270	3.7	33	6.06	6	0
North Middlesex University Hospital	NMH	England	NHS Adult	81.8	73.7	100	2	16	0	0	0	0	0
Northampton General Hospital	NTH	England	NHS Adult	NA	NA	NA	1	0	0	0	0	0	0
Northern General Hospital Sheffield	NGS	England	NHS Adult	100	100	100	1	51	3.92	132	8.33	0	0
Nottingham City Hospital	CHN	England	NHS Adult	100	100	100	1	142	4.93	119	7.56	21	9.52
Papworth Hospital	PAP	England	NHS Adult	100	100	99.8	1	521	5.37	641	12.64	112	10.71
Queen Alexandra Hospital	QAP	England	NHS Adult	100	98.6	99.2	1	73	2.74	127	16.54	5	0
Queen Elizabeth Hospital Birmingham	QEB	England	NHS Adult	100	99.7	99.5	1	272	2.21	369	12.2	34	11.76
Queen Elizabeth Hospital Gateshead	QEG	England	NHS Adult	NA	NA	NA	1	0	0	0	0	0	0
Queen Elizabeth The Queen Mother Hospital	QEQ	England	NHS Adult	95.2	100	100	1	70	4.29	0	0	0	0
Royal Berkshire Hospital	BHR	England	NHS Adult	100	100	100	1	15	0	0	0	0	0
Royal Blackburn Hospital	BLA	England	NHS Adult	NA	100	NA	1	0	0	0	0	0	0
Royal Bournemouth Hospital	BOU	England	NHS Adult	100	99.9	99.5	1	296	3.38	255	9.8	16	12.5
Royal Brompton Hospital	NHB	England	NHS Adult	95.2	91	97.8	1	263	2.66	474	14.35	62	11.29
Royal Cornwall Hospital	RCH	England	NHS Adult	100	100	NA	1	6	0	0	0	0	0
Royal Devon & Exeter Hospital	RDE	England	NHS Adult	100	99.2	99.1	1	154	3.25	128	8.59	10	20
Royal Hospitals Belfast	RVB	N Ireland	NHS Adult	NA	NA	NA	1	0	0	0	0	0	0
Royal Infirmary Aberdeen	RIA	Scotland	NHS Adult	NA	NA	NA	1	0	0	0	0	0	0
Royal Preston Hospital	RPH	England	NHS Adult	100	NA	NA	1	0	0	0	0	0	0
Royal Surrey County Hospital	RSU	England	NHS Adult	95.2	100	100	1	48	0	<3	0	0	0
Royal Sussex County Hospital	RSC	England	NHS Adult	99.8	100	99.8	1	154	0.65	273	10.99	49	4.08
Russells Hall Hospital	RUS	England	NHS Adult	NA	NA	100	1	0	0	0	0	0	0
Southampton General Hospital	SGH	England	NHS Adult	100	96	98	1	284	4.23	253	12.25	32	9.38
Spire Bristol	GHB	England	Private	32.4	31.6	67	2	65	6.15	188	11.7	<3	0
Spire Hospital Cardiff	SPC	Wales	Private	55.6	36.5	50	2	22	0	24	8.33	<3	0
Spire Hull And East Riding Hospital	HBP	England	Private	35	29.6	81.8	2	4	0	12	0	0	0

Hospital	Hosp code	Region	Category	2018/19	2019/20	2020/21	Tier	No. of ablations	Reinterventions (%)	No. of ablations	Reinterventions (%)	No. of ablations	Reinterventions (%)
Spire Leeds Hospital	LEB	England	Private	0	3.1	0	2	11	0	23	8.7	<3	0
Spire Manchester Hospital	SMH	England	Private	NA	NA	0	2	0	0	0	0	0	0
Spire Nottingham Hospital	SPN	England	Private	0	0	NA	2	<3	0	6	33.33	0	0
Spire Southampton Hospital	CBS	England	Private	80	59.2	59.3	2	4	0	4	0	2	0
St Anthony's Hospital	ANT	England	Private	NA	0	0	2	0	0	0	0	0	0
St George's Hospital	GEO	England	NHS Adult	99.8	99.7	99.7	1	333	4.2	500	3.4	96	6.25
St Richard's Hospital	STR	England	NHS Adult	NA	NA	NA	1	0	0	0	0	0	0
St Thomas' Hospital	STH	England	NHS Adult	99.4	96.9	99.3	1	261	5.75	362	8.56	39	7.69
The James Cook University Hospital	SCM	England	NHS Adult	99.5	99.4	100	1	228	3.07	138	21.01	13	23.08
University College Hospital	UCL	England	NHS Adult	NA	NA	NA	1	0	0	0	0	0	0
University Hospital Coventry	WAL	England	NHS Adult	99.9	100	99.5	1	436	2.98	256	3.12	39	10.26
University Hospital of North Staffs	STO	England	NHS Adult	93.6	93.4	99.6	1	211	6.16	120	9.17	24	8.33
University Hospital of Wales	UHW	Wales	NHS Adult	99.6	100	100	1	129	0	74	5.41	7	0
Warwick Hospital	WAR	England	NHS Adult	NA	NA	NA	1	0	0	0	0	0	0
Watford General Hospital	WAT	England	NHS Adult	90.4	96.4	98.8	1	59	8.47	<3	0	0	0
Wellington Hospital North	HHW	England	Private	NA	NA	NA	1	0	0	0	0	0	0
Weston General Hospital	WGH	England	NHS Adult	NA	NA	NA	1	0	0	0	0	0	0
Wexham Park Hospital	WEX	England	NHS Adult	NA	NA	NA	1	0	0	0	0	0	0
William Harvey Hospital	WHH	England	NHS Adult	93.2	91.8	100	1	45	0	0	0	0	0
Worcestershire Royal Hospital	WRC	England	NHS Adult	NA	100	NA	1	0	0	0	0	0	0
Wythenshawe Hospital	WYT	England	NHS Adult	99.9	100	100	1	380	1.84	361	9.14	62	9.68